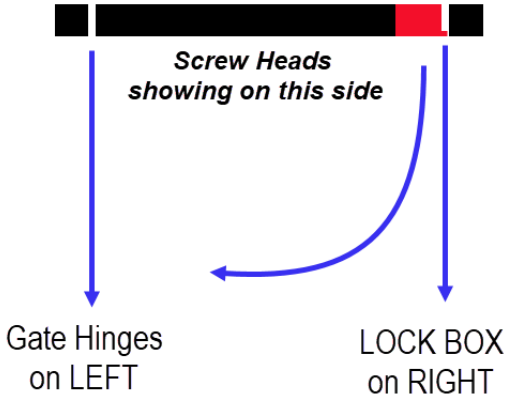
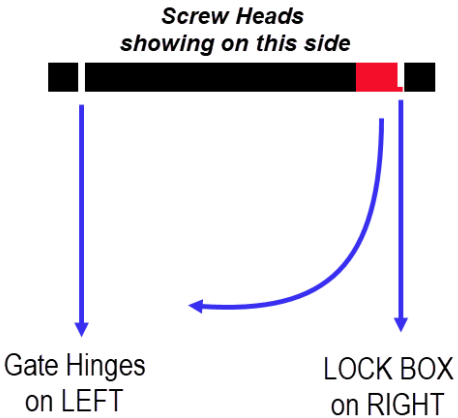
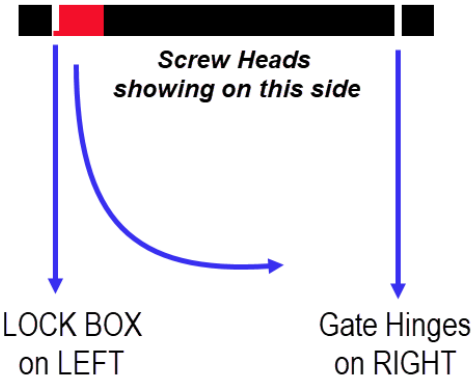
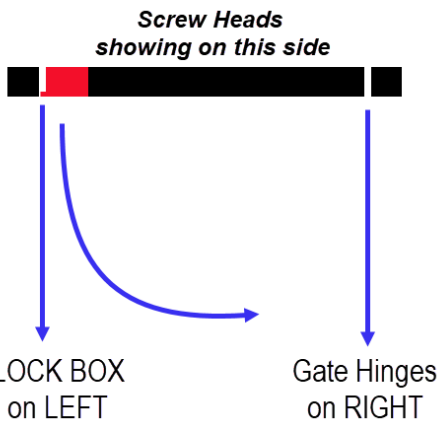


LOCK BOX PLACEMENT FOR MY _____ (INCH / FOOT) WIDE SINGLE SWING GATE

Small powder coated screw heads are visible on 1 side of your gate. We need to know which side you want your lock box to be placed and which way it will swing. Circle only 1 of the 4 options below. Print and complete multiple copies for multiple gates with a lock box. Gates with a lock box only swing one way. Most customers (not all) like the screw heads showing on the INSIDE of their property. The RED strip is your lock box with overhang piece.

 <p>HOUSE / BUILDING</p>	<p>HOUSE / BUILDING</p>  <p>Gate Hinges on LEFT LOCK BOX on RIGHT</p>
 <p>HOUSE / BUILDING</p>	<p>HOUSE / BUILDING</p>  <p>LOCK BOX on LEFT Gate Hinges on RIGHT</p>

Customer Name: _____

Customer Signature: _____

